


This child has the following allergies:

Name: .....

DOB: .....



## ● Watch for signs of ANAPHYLAXIS (life-threatening allergic reaction)

Anaphylaxis may occur without skin symptoms: ALWAYS consider anaphylaxis in someone with known food allergy who has **SUDDEN BREATHING DIFFICULTY**

- |  |  |   |
|--|--|---|
| <p><b>A AIRWAY</b></p> <ul style="list-style-type: none"> <li>• Persistent cough</li> <li>• Hoarse voice</li> <li>• Difficulty swallowing</li> <li>• Swollen tongue</li> </ul> | <p><b>B BREATHING</b></p> <ul style="list-style-type: none"> <li>• Difficult or noisy breathing</li> <li>• Wheeze or persistent cough</li> </ul> | <p><b>C CONSCIOUSNESS</b></p> <ul style="list-style-type: none"> <li>• Persistent dizziness</li> <li>• Pale or floppy</li> <li>• Suddenly sleepy</li> <li>• Collapse/unconscious</li> </ul> |
|--|--|---|

**IF ANY ONE (OR MORE) OF THESE SIGNS ABOVE ARE PRESENT:**

- 1 Lie child flat with legs raised** (if breathing is difficult, allow child to sit)
    - 
    - 
    -
  - 2 Use Adrenaline autoinjector without delay** (eg. EpiPen®) (Dose: ..... mg)
  - 3 Dial 999** for ambulance and say ANAPHYLAXIS ("ANA-FIL-AX-IS")
- \*\*\* IF IN DOUBT, GIVE ADRENALINE \*\*\***

### AFTER GIVING ADRENALINE:

1. Stay with child until ambulance arrives, **do NOT stand child up**
2. Commence CPR if there are no signs of life
3. Phone parent/emergency contact
4. If no improvement **after 5 minutes**, give a further adrenaline dose using a second autoinjectable device, if available.

You can dial 999 from any phone, even if there is no credit left on a mobile. Medical observation in hospital is recommended after anaphylaxis.

### ● Mild/moderate reaction:

- Swollen lips, face or eyes
- Itchy/tingling mouth
- Hives or itchy skin rash
- Abdominal pain or vomiting
- Sudden change in behaviour

#### Action to take:

- Stay with the child, call for help if necessary
- Locate adrenaline autoinjector(s)
- **Give antihistamine:**

(If vomited, can repeat dose)

- Phone parent/emergency contact

### Emergency contact details:

1) Name: .....



2) Name: .....



**Parental consent:** I hereby authorise school staff to administer the medicines listed on this plan, including a 'spare' back-up adrenaline autoinjector (AAI) if available, in accordance with Department of Health Guidance on the use of AAIs in schools.

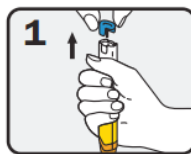
Signed: .....

Print name: .....

Date: .....

**For more information about managing anaphylaxis in schools and "spare" back-up adrenaline autoinjectors, visit: [sparepensinschools.uk](http://sparepensinschools.uk)**

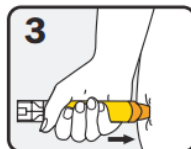
### How to give EpiPen®



**1** PULL OFF BLUE SAFETY CAP and grasp EpiPen. Remember: "blue to sky, orange to the thigh"



**2** Hold leg still and PLACE ORANGE END against mid-outer thigh "with or without clothing"



**3** PUSH DOWN HARD until a click is heard or felt and hold in place for **3 seconds**. Remove EpiPen.

### Additional instructions:

This is a medical document that can only be completed by the child's healthcare professional. It must not be altered without their permission. This document provides medical authorisation for schools to administer a 'spare' back-up adrenaline autoinjector if needed, as permitted by the Human Medicines (Amendment) Regulations 2017. During travel, adrenaline auto-injector devices must be carried in hand-luggage or on the person, and **NOT** in the luggage hold. **This action plan and authorisation to travel with emergency medications has been prepared by:**

Sign & print name: .....

Hospital/Clinic: .....



Date: .....